

The "Next Generation"

The Next Generation of Freight Elevator Doors

Gate iSENSOR


Ready to replace that old rotary car gate limit switch? We have your answer - introducing the new Gate iSENSOR from COURION.

EASY TO INSTALL. The Gate iSENSOR mounts as a single piece on top of the COURION Gate Column. Two (2) pre-drilled mounting holes are provided.

DUST, OIL, AND MOISTURE RESISTANT. Commercially available IEC standard IP65 (Dust-Proof, Splash-Proof) Encoder is standard.

CLOSED LOOP. The Gate iSENSOR continually monitors the exact position of the Car Gate. COURION's Gate iSENSOR provides highly accurate position sensing information to the iLEARN Door Control via the iWIRE CANBus System.

WELL DESIGNED. Steel to steel and delrin to delrin gearing - no more traveling nuts or micro switches.



Courion Part Number 21-741001




www.couriondoors.com

3044 Lambdin Ave.
St. Louis, Missouri 63115
1-800-533-5760 1-314-533-5700
1-314-533-5720 (fax)
e-mail: sales@couriondoors.com

The "Next Generation"

The Next Generation of Freight Elevator Doors

Gate i-SENSOR






Gate iSENSOR (Part # 21-741001)
Used with Q Style Car Gates



Gate iSENSOR with Retro-Fit Kit (Part # 07-611100)
Used with PA Style Car Gates

Replacement Parts

01-713500	Gate iSENSOR Encoder with Gate iDRIVE Connection Cable	
01-713600	Gate iSENSOR Encoder Mounting Bracket	
07-611100	Gate iSENSOR Retro-Fit Kit (Used with PA Style Car Gates) (Required when converting from Rotary Limit Switch)	
90-713601	Gate iSENSOR Flex Coupler	